





-  = Ship Dates M1, M2, M3 from MLE shipper
-  = Results postmark deadline
-  = Target Evaluation date
-  = International Data Supplement online

Post this calendar prominently in your laboratory. Notify your MLE distributor if your order arrived incomplete or damaged.

JANUARY							FEBRUARY							MARCH						
S	M	T	W	Th	F	S	S	M	T	W	Th	F	S	S	M	T	W	Th	F	S
						1			1	2	3	4	5			1	2	3	4	5
2	3	4	5	6	7	8	6	7	8	9	10	11	12	6	7	8	9	10	11	12
9	10	11	12	13	14	15	13	14	15	16	17	18	19	13	14	15	16	17	18	19
16	17	18	19	20	21	22	20	21	22	23	24	25	26	20	21	22	23	24	25	26
23	24	25	26	27	28	29	27	28						27	28	29	30	31		
30	31																			

APRIL							MAY							JUNE						
S	M	T	W	Th	F	S	S	M	T	W	Th	F	S	S	M	T	W	Th	F	S
					1	2	1	2	3	4	5	6	7			1	2	3	4	
3	4	5	6	7	8	9	8	9	10	11	12	13	14	5	6	7	8	9	10	11
10	11	12	13	14	15	16	15	16	17	18	19	20	21	12	13	14	15	16	17	18
17	18	19	20	21	22	23	22	23	24	25	26	27	28	19	20	21	22	23	24	25
24	25	26	27	28	29	30	29	30	31					26	27	28	29	30		

JULY							AUGUST							SEPTEMBER						
S	M	T	W	Th	F	S	S	M	T	W	Th	F	S	S	M	T	W	Th	F	S
					1	2		1	2	3	4	5	6				1	2	3	
3	4	5	6	7	8	9	7	8	9	10	11	12	13	4	5	6	7	8	9	10
10	11	12	13	14	15	16	14	15	16	17	18	19	20	11	12	13	14	15	16	17
17	18	19	20	21	22	23	21	22	23	24	25	26	27	18	19	20	21	22	23	24
24	25	26	27	28	29	30	28	29	30	31				25	26	27	28	29	30	
31																				

OCTOBER							NOVEMBER							DECEMBER						
S	M	T	W	Th	F	S	S	M	T	W	Th	F	S	S	M	T	W	Th	F	S
						1			1	2	3	4	5				1	2	3	
2	3	4	5	6	7	8	6	7	8	9	10	11	12	4	5	6	7	8	9	10
9	10	11	12	13	14	15	13	14	15	16	17	18	19	11	12	13	14	15	16	17
16	17	18	19	20	21	22	20	21	22	23	24	25	26	18	19	20	21	22	23	24
23	24	25	26	27	28	29	27	28	29	30				25	26	27	28	29	30	31
30	31																			